

Fun for thought

"The wolves rule. Not the sheep." Wanted (2008)




Brandon Weber
January 13, 2025 · 🌐

Three authoritarian minds dreaming of conquest, division, and power. This cartoon exposes how Trump, Putin, and Xi share a common vision of domination that prioritizes control over democracy and freedom.



The Cartoon Movement
March 27, 2024 · 🌐

2030. Cartoon by Marian Kamensky: <https://buff.ly/3TwJJDD>
#Trump #Putin #USA #Russia



Dr Andreas Fulda
2mo

Imperialist-in-chief #Trump: Bullying allies over Greenland while enabling Putin's war of aggression against Ukraine and ignoring Xi's war gaming around Taiwan.

This is the tragedy of our times. As we watch alliances fracture, it's a stark reminder of the need for solidarity with Ukraine and Taiwan. How can democracies respond to this fracturing?







Robert Reich
February 28 · 🌐
"The Peace President." [Cartoon by Benjamin Slynstad]

No, More Wars!



©2022 Slynstad







Donald J. Trump  
@realDonaldTrump

Has anybody looked at how badly the country of Spain is doing. Their financial numbers, despite contributing almost nothing to NATO and their military defense, are absolutely horrendous. Sad to watch!!!

8.65k ReTruths 41.9k Likes

Apr 18, 2026, 2:14 PM



Country	GDP	GDP Growth	Interest Rate	Inflation Rate	Jobless Rate	Gov. Budget	Debt/GDP	Current Account	Population
United States	29185	0.50	3.75	3.30	4.30	-5.90	123.30	-3.60	342.28
Spain	1723	0.80	2.15	3.40	9.93	-2.50	100.80	2.90	49.57

<https://tradingeconomics.com>

United States 				Spain 			
Debt (%GDP) [+]	2024	122.27%		100.70%	2025	Debt (%GDP) [+]	
Debt Per Capita [+]	2024	\$105,364		\$38,712	2025	Debt Per Capita [+]	
Deficit (%GDP) [+]	2024	-7.86%		-2.39%	2025	Deficit (%GDP) [+]	
Expenditure (%GDP) [+]	2024	37.74%		45.50%	2024	Expenditure (%GDP) [+]	
Corruption Index [+]	2023	69		60	2023	Corruption Index [+]	
Fragile States Index [+]	2024	44.5		44.0	2024	Fragile States Index [+]	
10-Year Bond Yield [+]	04/20/2026	4.27%		3.43%	04/20/2026	10-Year Bond Yield [+]	
Risk Premium [+]	04/20/2026	128		44	04/20/2026	Risk Premium [+]	
CPI (overall index) [+]	March 2026	3.3%		3.4%	March 2026	CPI (overall index) [+]	
Tax Revenue (%GDP) [+]	2024	25.6%		37.1%	2024	Tax Revenue (%GDP) [+]	
Exports % GDP [+]	2023	7.27%		23.37%	2025	Exports % GDP [+]	
Trade balance % GDP [+]	2023	-4.14%		-3.58%	2025	Trade balance % GDP [+]	
Global Peace Ranking [+]	2024	132°		23°	2024	Global Peace Ranking [+]	
Crude death rate [+]	2023	9.20‰		8.87‰	2024	Crude death rate [+]	
Life expectancy [+]	2023	78.39		84.01	2024	Life expectancy [+]	
CO2 Tons per capita [+]	2023	13.83		4.68	2023	CO2 Tons per capita [+]	
COVID-19 - Deaths per million population [+]	02/22/2026	3,633.87		2,458.71	02/22/2026	COVID-19 - Deaths per million population [+]	

<https://countryeconomy.com/countries/compare/usa/spain>